

FOURTH GRADE National Parks-Session I

READING	Monday	Tuesday	Wednesday	Thursday	Friday
Learning focus (Standard, target)	SL.4.4: I can gather information to report on a topic. RF.4.4a: I can read a text to gather information.				SL.4.4: I can gather information to report on a topic.
Instructional Resource (online, hard copy)	<u>List of National Parks</u> <u>Various Park Newspapers (PDF-files with park Titles)</u> <u>Pg. 12-List of National Parks in the U.S.A.</u> <u>List of National Parks</u>				The Final Three Packet Pg. 14
Student work/task (Online, hard copy)	Research Day <u>U.S. National Park Video</u> <u>National Parks Powerpoint</u> <u>Packet: Pg. 10-14</u> Research Day <u>National Parks description</u>				After researching, choose 3 parks you will visit. Complete the organizer or list on paper.
OTHER NOTES	Students will be researching and choosing their top 3 parks to visit.	Students will work at their own pace and can choose how to divide up their 60 minute recommended time frame.	The first 4 days will be spent on researching and taking notes on the National Parks.		

READING	Monday	Tuesday	Wednesday	Thursday	Friday
Learning focus (Standard, target)	SL.4.6: I can differentiate between formal/informal English and use formal English when appropriate to task.	SL.4.4: I can report on a topic in an organized manner using facts and details.			
Instructional Resource	<u>Formal/Informal English Anchor Chart PDF</u>				

(online, hard copy)					
Student work/task (Online, hard copy)	<u>Formal/Informal English Language Sort</u> <u>Which Language would you use for presentation?</u>	Take notes about your park, list facts/details. Packet Pg. 18 Or lined paper	Use information from your research to respond to the prompt: The Place I want to see most of all is... Packet Pg. 19 Or lined paper	Use information from your research to respond to the prompt: Which park will you visit first? What is there to see, do, how is this park unique, what are two reasons you chose this park? Packet Pg. 22 Or lined paper	Use information from your research to respond to the prompt: Which park will you visit second? What is there to see, do, how is this park unique, what are two reasons you chose this park? Packet Pg. 23 Or lined paper

MATH	Monday	Tuesday	Wednesday	Thursday	Friday
Learning focus (Standard, target)	Research Day				NBT.2: I can compare two multi-digit numbers and determine which is greater.
Instructional Resource (online, hard copy)	<u>List of National Parks</u> <u>Various Park Newspapers</u> <u>Pg. 12-List of National Parks in the U.S.A.</u> <u>List of National Parks</u>				<u><, > symbols</u>
Student work/task (Online, hard copy)	Research Day <u>U.S. National Park Video</u> <u>Powerpoint Park Information</u> <u>Packet: Pg. 10-14</u> Research Day <u>U.S. National Park Video</u> <u>Powerpoint Park Information</u>				Choose two parks and compare the number of visitors each year, which is greatest?

MATH	Monday	Tuesday	Wednesday	Thursday	Friday
Learning focus (Standard, target)	NBT.5 I can multiply multi-digit numbers	NBT.5 I can multiply multi-digit numbers	OA.3 I can solve multi-step problems using the four operations.	OA.3 I can solve multi-step problems using the four operations.	OA.3 I can solve multi-step problems using the four operations.
Instructional Resource (online, hard copy)	<u>Multiplying multi-digit #'s</u>	<u>Multiplying multi-digit #'s</u>			
Student work/task (Online, hard copy)	<u>Calculate the cost of airfare for your family by using multi-digit multiplication.</u> <u>Packet Pgs. 26-28</u>		<u>Calculate the cost of transportation for your trip.</u> <u>Packet Pgs. 29-30</u>		<u>Calculate the cost of activities for your trip</u> <u>Packet Pgs. 31-32</u>

WRITING	Monday	Tuesday	Wednesday	Thursday	Friday
Learning focus (Standard, target)	Research Day W.4.7: I can conduct short research projects that build knowledge about a topic.				W.4.4: I can produce writing that answers a question about a text.
Instructional Resource (online, hard copy)	<u>Taking Research Notes</u> <u>List of National Parks</u> <u>Various Park Newspapers</u> <u>Pg. 12-List of National Parks in the U.S.A.</u> <u>Note Taking PDF</u>	<u>List of National Parks</u> <u>Various Park Newspapers</u> <u>Pg. 12-List of National Parks in the U.S.A.</u> <u>List of National Parks</u>			The Final Three Packet Pg. 14
Student	Research				Complete the

work/task (Online, hard copy)	<u>U.S. National Park Video</u> <u>Powerpoint</u> <u>Packet: Pg. 10-14</u> Research	organizer or list on a piece of paper your top 3 parks and why you chose them.
---	--	--

WRITING	Monday	Tuesday	Wednesday	Thursday	Friday
Learning focus (Standard, target)	W.4.8: I can gather information from print and digital sources, take notes and organize information.	W.4.8: I can gather information from print and digital sources, take notes and organize information.	W.4.4: I can produce writing that answers a question.	W.4.8: I can gather information from print and digital sources, take notes, and organize information.	W.4.8: I can gather information from print and digital sources, take notes, and organize information.
Instructional Resource (online, hard copy)	<u>Research to build and present knowledge anchor chart PDF</u>				
Student work/task (Online, hard copy)	<u>Weak Vs. Strong Note Taking Sort</u> <u>Pgs. 3-5</u>	Take notes about your park, list facts/details. Packet Pg. 18 Or lined paper	Respond to the prompt: The Place I want to see most of all is... Packet Pg. 19 Or lined paper	Respond to the prompt: Which park will you visit first? What is there to see, do, how is this park unique, what are two reasons you chose this park? Packet Pg. 22	Respond to the prompt: Which park will you visit second? What is there to see, do, how is this park unique, what are two reasons you chose this park? Packet Pg. 23 or lined paper

SOCIAL STUDIES Week 1	Monday	Tuesday	Wednesday	Thursday	Friday
Learning focus (Standard, target)	G1.0.1 I can create a project persuading my audience to want to come to the National Park that I choose.		G1.0.2 I can create and label a map of my campsite.	G1.0.2 I can create and label a map	RI.4.7 I can interpret information on a Web page and

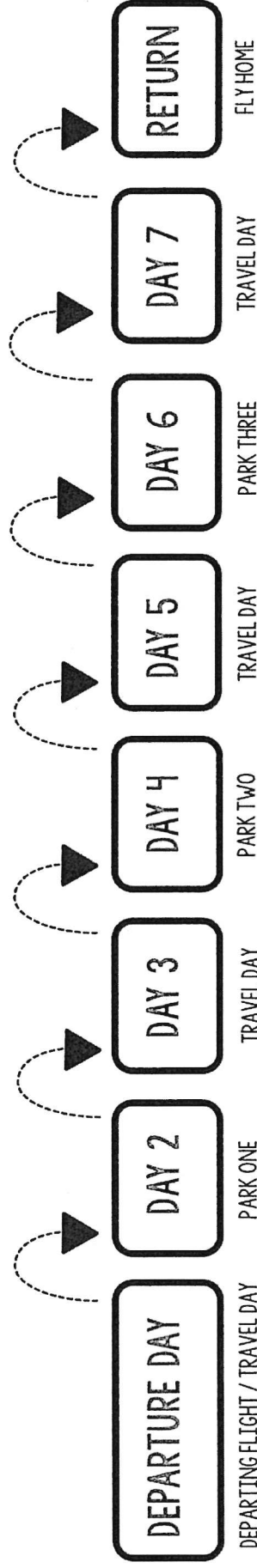
	G1.0.1 I can create a project persuading my audience to want to come to the National Park that I choose.			of my campsite.	describe some common physical characteristics of the National Parks.
Instructional Resource (online, hard copy)	PowerPoint Presentation	PowerPoint Presentation			National Parks Video National Parks Powerpoint
Student work/task (Online, hard copy)	<u>Choose a park and create a brochure, poster or commercial that persuades people to visit. Use complete sentences, creative words and pictures.</u>		Create a map of your campsite and label. Packet Pg. 45	Create a map of your campsite and label. Packet Pg. 45	Make a list of physical characteristics you notice in the pictures of the parks. Do many of the parks have the same characteristics, what are some differences?

SCIENCE Week 2	Monday	Tuesday	Wednesday	Thursday	Friday
Learning focus (Standard, target)	LS1-2 I can describe how an animal that lives in one of the parks that I chose receives and responds to information through their senses.	LS1-2 I can describe how an animal that lives in one of the parks that I chose receives and responds to information through their senses.	ESS2-1 I can describe how the weathering process affects the environment around me.	ESS2-1 I can describe how the weathering process affects the environment around me.	ESS2-1 I can describe how the weathering process affects the environment around me.
Instructional Resource (online, hard copy)	Night Primates	Night Primates	How could you survive a landslide?	How could you survive a landslide?	How could you survive a landslide?
Student work/task (Online, hard copy)	Identify an animal that lives in a park you will visit and	Identify an animal that lives in a park you will visit and	Complete mystery and activity. Do any of the parks you	Complete mystery and activity. Do any of the parks you	Complete mystery and activity. Do any of the parks you

	create a diagram that shows how they use their senses to respond to the world around them.	create a diagram that shows how they use their senses to respond to the world around them.	chosed have mountains? Will they last forever?	chosed have mountains? Will they last forever?	chosed have mountains? Will they last forever?
--	--	--	--	--	--

LET'S EXPLORE OUR NATIONAL PARKS

Your family is about to take an amazing road trip to visit some of our cherished national parks. After taking a fun trip to Europe last year, you have decided to explore our own back yard, here in the United States, this summer. Your family is planning to spend 8 days and 7 nights on your adventure, but still have not worked out all the specifics. It's time to get to planning!




The first thing to decide is what national parks you will visit. Your parents have decided to visit 3 national parks in the United States, but you must decide which ones.

Next, you must figure out about how much your trip will cost. After beginning to think about your trip, it is clear that the majority of the expenses will fall into one of 5 big categories. You will need to find out the cost of airfare, ground transportation, lodging, food, as well as activities & entertainment. The task that you have before you is to figure out about how much your family will need to budget for their trip!

The big FIVE

- Airfare
- Ground Transportation
- Lodging
- Food
- Activities & Entertainment



The Family Meeting

When we decided to go on a road trip and visit some of our National Parks, we knew right away that this trip would have some similarities and differences to our trip to Europe. Because we knew we would need to make some decisions as a family, we decided to have a family meeting. During the meeting, we sat down and looked over brochures and other materials on some of our national parks. There are so many sites run by the National Park Service. But, for our trip, we decided to stick to the full National Parks. After much discussion, we decided that we would visit three National Parks in at least TWO different states from the 48 contiguous states.

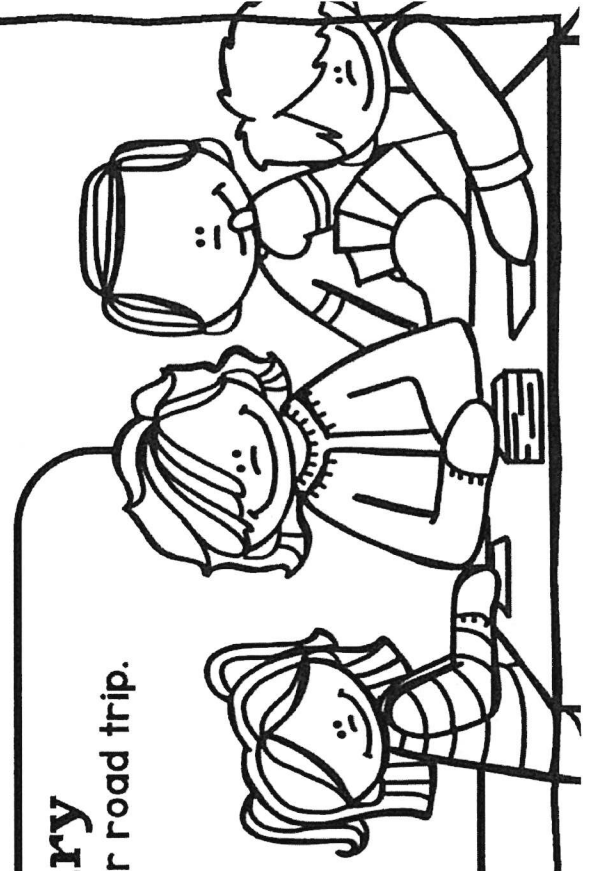
We also wanted to visit part of the country that was not close to where we live. We knew we would need to take a flight to get us closer to our destinations, then rent transportation. Dad got out his computer and we priced some plane flights into and out of a variety of different destinations. After research and discussion, we decided to fly into one of 10 cities. We would begin our road trip from that point and we would fly home from a different city.

Arrival and Departure City Options

**San Diego ~ San Francisco ~ Seattle ~ Denver ~ Salt Lake City
Albuquerque ~ Atlanta ~ Miami ~ Washington D.C. ~ San Antonio**

Family Meeting Summary

- We will fly into one of 10 cities where we will begin our road trip.
- We will return from a different one of the 10 cities.
- We will rent transportation.
- We will visit 3 National Parks in the United States.
- The Parks we visit will be in at least two different states.
- We will only visit the full National Parks and will leave memorials and monuments for another trip.
- We will only visit parks in the 48 contiguous states.




LIST OF NATIONAL PARKS

IN THE UNITED STATES OF AMERICA

- Acadia
- Arches
- Badlands
- Big Bend
- Biscayne
- Black Canyon
- Bryce Canyon
- Canyonlands
- Capitol Reef
- Carlsbad Caverns
- Channel Islands
- Congaree
- Crater Lake
- Cuyahoga Valley
- Death Valley
- Dry Tortugas
- Everglades
- Gateway Arch
- Grand Canyon
- Grand Teton
- Great Basin
- Great Sand Dunes
- Great Smokey Mountains
- Guadalupe Mountains
- Hot Springs
- Indiana Dunes
- Isle Royal
- Joshua Tree
- Kings Canyon
- Lassen Volcanic
- Mammoth Cave
- Mesa Verde
- Mount Rainier
- North Cascades
- Olympic
- Petrified Forest
- Pinnacles
- Redwood
- Rocky Mountain
- Saguaro
- Sequoia
- Shenandoah
- Theodore Roosevelt
- Voyageurs
- Wind Cave
- Yellowstone
- Yosemite
- Zion

CLICK ON THE NAME
OF EACH NATIONAL
PARK LISTED TO BE
DIRECTED TO THE
PARK WEBSITE.



Name _____

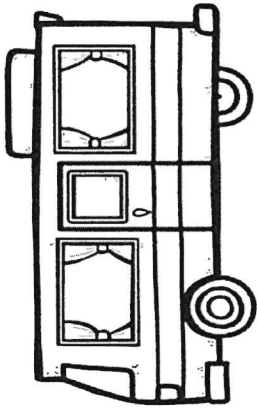
Date _____

GIVE me FIVE

After having a family meeting, what are the top five National Parks you are most interested in visiting?

Name _____

Date _____



The final THREE

After all the discussion, record the three national parks your family has decided to visit on your vacation. Then, explain why you chose parks you selected.

Park 1

WE CHOSE THIS PARK BECAUSE...

Park 2

WE CHOSE THIS PARK BECAUSE...

Park 3

WE CHOSE THIS PARK BECAUSE...



FACTS and FIGURES

RECORD SOME INTERESTING FACTS AND FIGURES ABOUT ONE OF THE NATIONAL PARKS YOU WILL VISIT.

FACT 1

FACT 2

NATIONAL PARK

**BY THE
NUMBERS**

FACT 3

FACT 4

MUST SEE LOCATIONS

THESE ARE PLACES I ABSOLUTELY MUST SEE ON MY VACATION.



1

2

3

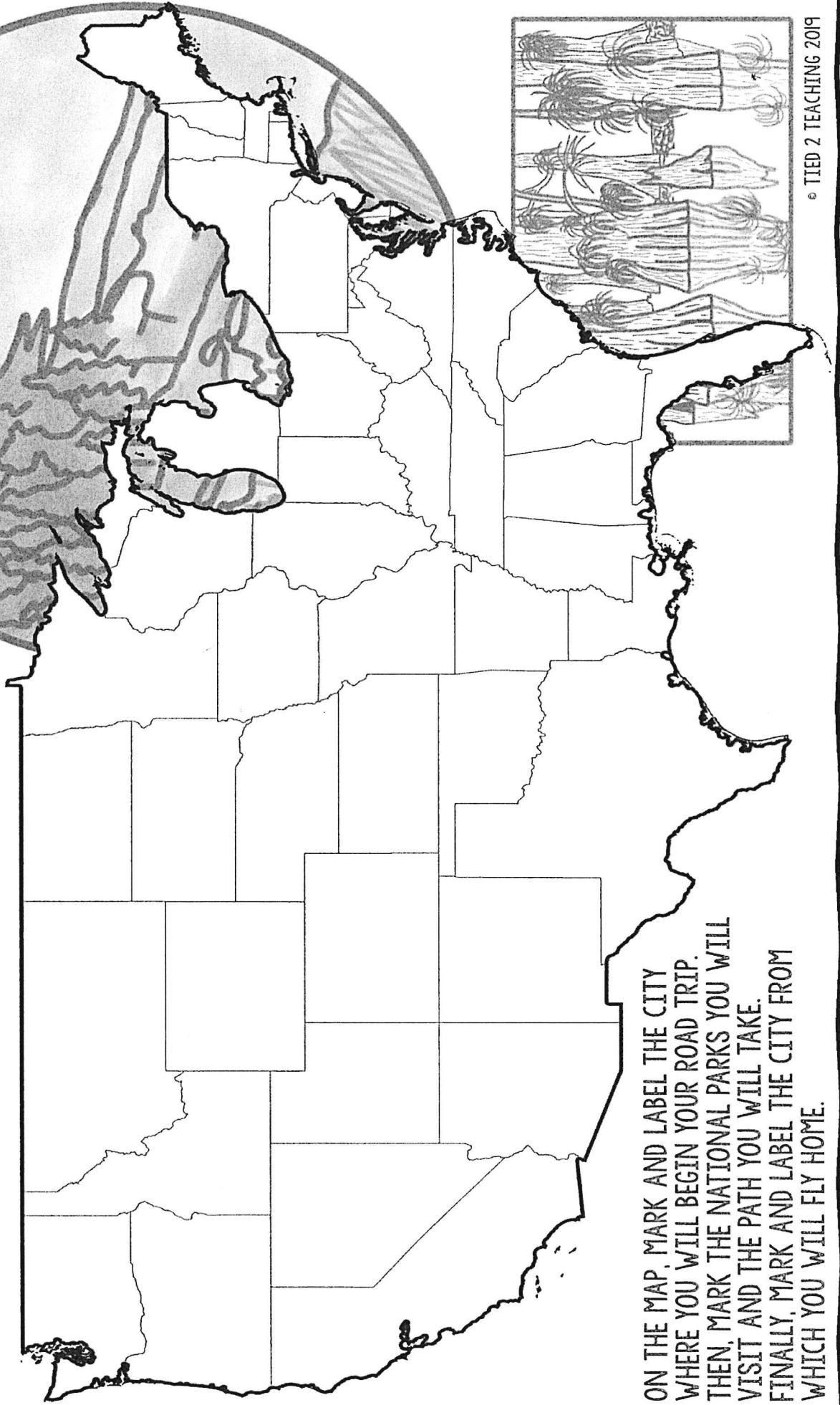
4

5

6

The place I want to see most of all is ...

Map Your Route



ON THE MAP, MARK AND LABEL THE CITY WHERE YOU WILL BEGIN YOUR ROAD TRIP. THEN, MARK THE NATIONAL PARKS YOU WILL VISIT AND THE PATH YOU WILL TAKE. FINALLY, MARK AND LABEL THE CITY FROM WHICH YOU WILL FLY HOME.

Name _____

Date: _____

PARK PLANNER <<<<<<<

WHAT NATIONAL PARK WILL YOU VISIT FIRST? _____

COOL PLACES TO SEE

1

2

3

FUN THINGS TO DO

1

2

3

UNIQUE THINGS ABOUT THIS PARK

1

2

3

TOP TWO REASONS WE CHOSE TO
VISIT THIS NATIONAL PARK

1

2



PARK PLANNER <<<<<<

WHAT NATIONAL PARK WILL YOU VISIT SECOND? _____

COOL PLACES TO SEE

1

2

3

FUN THINGS TO DO

1

2

3

UNIQUE THINGS ABOUT THIS PARK

1

2

3


TOP TWO REASONS WE CHOSE TO
VISIT THIS NATIONAL PARK

1

2



come FLY With me



HOW MUCH WILL YOUR FAMILY PAY FOR PLANE TICKETS FOR YOUR NATIONAL PARK ROAD TRIP? FILL IN THE INFORMATION BELOW.

FLIGHT TO STARTING CITY

USE THE TRAVELOWORLD PRICES TO DETERMINE THE AIRFARE.

DEPARTURE CITY	AIRPORT CODE
----------------	--------------

ARRIVAL CITY	AIRPORT CODE
--------------	--------------

DEPARTURE TIME	ARRIVAL TIME
FLIGHT DURATION	

DISTANCE TRAVELED DURING FLIGHT	
---------------------------------	--

ONE-WAY TICKET PRICE	NUMBER OF TICKETS NEEDED

RETURN TRIP

USE THE TRAVELOWORLD PRICES TO DETERMINE THE AIRFARE.

DEPARTURE CITY	AIRPORT CODE
----------------	--------------

ARRIVAL CITY	AIRPORT CODE
--------------	--------------

DEPARTURE TIME	ARRIVAL TIME
FLIGHT DURATION	

DISTANCE TRAVELED DURING FLIGHT	
---------------------------------	--

ONE-WAY TICKET PRICE	NUMBER OF TICKETS NEEDED

FLIGHT TO STARTING CITY

TOTAL COST FOR ALL TICKETS

RETURN TRIP

TOTAL COST FOR ALL TICKETS

ADDITIONAL COSTS

ARE THERE ANY ADDITIONAL FEES?

TOTAL COST FOR AIRFARE

Travel O World *Flight Prices*

PRICING IS FOR TICKETS DEPARTING FROM INDICATED CITY AND ARRIVING INTO ANY OF THE SELECTED STARTING LOCATIONS.

DEPARTURE CITY	TICKET COST	DEPARTURE CITY	TICKET COST
Atlanta	\$218	Nashville	\$341
Austin	\$274	New Orleans	\$199
Boston	\$305	New York	\$195
Charlotte	\$315	OKC	\$256
Chicago	\$262	Phoenix	\$280
Cleveland	\$291	Pittsburg	\$273
Dallas	\$209	Portland	\$338
Denver	\$288	Philadelphia	\$289
Detroit	\$304	Raleigh	\$308
Houston	\$333	Sacramento	\$352
Indianapolis	\$311	Salt Lake City	\$266
Jacksonville	\$327	San Antonio	\$213
Kansas City	\$248	San Diego	\$273
Las Vegas	\$189	Seattle	\$337
Los Angeles	\$208	St. Louis	\$204
Louisville	\$322	Tampa	\$277
Memphis	\$336	Washington D.C.	\$266
Miami	\$407	Other	\$309

Travel O World *Flight Prices*

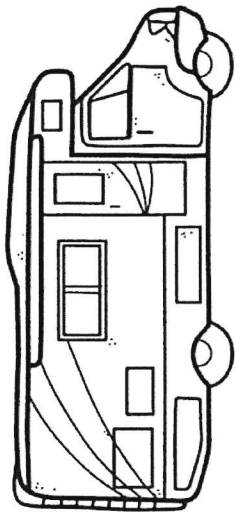
PRICING IS FOR TICKETS DEPARTING FROM ANY OF THE POSSIBLE DEPARTURE CITIES AND ARRIVING INTO THE ARRIVAL CITY LISTED.

ARRIVAL CITY	TICKET COST	ARRIVAL CITY	TICKET COST
Atlanta	\$208	Nashville	\$338
Austin	\$265	New Orleans	\$216
Boston	\$310	New York	\$181
Charlotte	\$303	OKC	\$264
Chicago	\$264	Phoenix	\$291
Cleveland	\$283	Pittsburg	\$268
Dallas	\$188	Portland	\$333
Denver	\$254	Philadelphia	\$254
Detroit	\$187	Raleigh	\$296
Houston	\$303	Sacramento	\$312
Indianapolis	\$296	Salt Lake City	\$240
Jacksonville	\$311	San Antonio	\$231
Kansas City	\$248	San Diego	\$280
Las Vegas	\$199	Seattle	\$310
Los Angeles	\$213	St. Louis	\$245
Louisville	\$318	Tampa	\$237
Memphis	\$273	Washington D.C.	\$260
Miami	\$399	Other	\$290

NAME _____

DATE _____

WE GET AROUND



After you arrive at your destination city, you will need to rent a type of transportation for your road trip. Use the "Hittin' the Road" sheet to help you decide the type of transportation you would like. Figure out the daily rate, the number of miles you will travel, and the cost of gas. Estimate the total cost of ground transportation for your trip.

DAY 1	TYPE OF TRANSPORTATION	DAILY RATE	NUMBER OF MILES DRIVEN	NUMBER OF GALLONS OF GAS	TOTAL COST OF GAS	COST OF DAY 1 TRANSPORTATION

DAY 2	TYPE OF TRANSPORTATION	DAILY RATE	NUMBER OF MILES DRIVEN	NUMBER OF GALLONS OF GAS	TOTAL COST OF GAS	COST OF DAY 2 TRANSPORTATION

DAY 3	TYPE OF TRANSPORTATION	DAILY RATE	NUMBER OF MILES DRIVEN	NUMBER OF GALLONS OF GAS	TOTAL COST OF GAS	COST OF DAY 3 TRANSPORTATION

DAY 4	TYPE OF TRANSPORTATION	DAILY RATE	NUMBER OF MILES DRIVEN	NUMBER OF GALLONS OF GAS	TOTAL COST OF GAS	COST OF DAY 4 TRANSPORTATION

DAY 5	TYPE OF TRANSPORTATION	DAILY RATE	NUMBER OF MILES DRIVEN	NUMBER OF GALLONS OF GAS	TOTAL COST OF GAS	COST OF DAY 5 TRANSPORTATION

DAY 6	TYPE OF TRANSPORTATION	DAILY RATE	NUMBER OF MILES DRIVEN	NUMBER OF GALLONS OF GAS	TOTAL COST OF GAS	COST OF DAY 6 TRANSPORTATION

DAY 7	TYPE OF TRANSPORTATION	DAILY RATE	NUMBER OF MILES DRIVEN	NUMBER OF GALLONS OF GAS	TOTAL COST OF GAS	COST OF DAY 7 TRANSPORTATION

Grand Total for Ground Transportation


Hittin' the ROAD

USE THE GUIDE BELOW TO HELP ESTIMATE THE AMOUNT YOU CAN EXPECT TO PAY EACH DAY FOR TRANSPORTATION WHILE ON YOUR ROAD TRIP. KEEP IN MIND THAT, IN ADDITION TO THE DAILY RATE FOR THE SELECTED MODE OF TRANSPORTATION, YOU WILL ALSO NEED TO USE THE GIVEN MILES PER GALLON TO CALCULATE THE FUEL COST FOR YOUR TRIP.

TRANSPORTATION GUIDE

TYPE OF TRANSPORTATION	DAILY RATE	FUEL ECONOMY
Compact Car Rental	\$34	38 MPG
Mid-Size Car Rental	\$42	30 MPG
Mini-Van Rental	\$87	23 MPG
SUV Rental	\$94	18 MPG
Jeep Rental	\$107	18 MPG
RV Rental	\$269	10 MPG

**** Average cost of 1 gallon of gas is \$3 ****



Name _____

Date _____

What To DO What To DO

As you plan out your trip, decide what two activities you would like to do each day. Use the FUN DAY IN THE PARK Form to help record your costs and to get a total cost for activities and entertainment for your trip.

DAY 1	ACTIVITY 1	COST PER PERSON
	ACTIVITY 2	COST PER PERSON

DAY 2	ACTIVITY 1	COST PER PERSON
	ACTIVITY 2	COST PER PERSON

DAY 3	ACTIVITY 1	COST PER PERSON
	ACTIVITY 2	COST PER PERSON

DAY 4	ACTIVITY 1	COST PER PERSON
	ACTIVITY 2	COST PER PERSON

DAY 5	ACTIVITY 1	COST PER PERSON
	ACTIVITY 2	COST PER PERSON


DAY 6	ACTIVITY 1	COST PER PERSON
	ACTIVITY 2	COST PER PERSON

DAY 7	ACTIVITY 1	COST PER PERSON
	ACTIVITY 2	COST PER PERSON

TOTAL COST FOR ONE PERSON
--

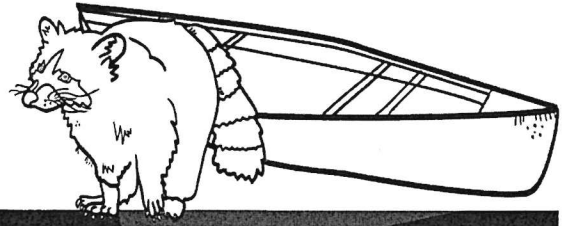
_____	X	_____
COST FOR ONE PERSON		NUMBER OF PEOPLE

TOTAL COST FOR ACTIVITIES
--



FUN DAY IN THE PARK

USE THE GUIDE BELOW TO HELP YOU CHOOSE ACTIVITIES AND ENTERTAINMENT THAT YOU WOULD LIKE TO TAKE PART IN EACH DAY OF YOUR TRIP. KEEP IN MIND THAT THE COST LISTED FOR EACH ACTIVITY IS PER PERSON.

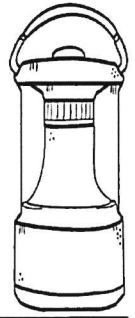


ACTIVITIES PRICING REFERENCE GUIDE

ACTIVITY	COST
Rent Pedal Boats	\$12
Rent a Bicycle	\$18
Guided Night Hike	\$21
Take an Orienteering Class	\$24
Go on a Horseback Ride	\$48
Take a Wildlife Photography Class	\$19
Rent a Canoe	\$14
Take a Scenic Train Ride	\$56
Go on a Hike	FREE
Earn a Jr. Ranger Badge	FREE
Attend a Star Party	\$27
Other	-----

Date: _____

CHOOSE ONE OF THE CAMPGROUNDS YOU WILL BE STAYING AT ON YOUR NATIONAL PARKS ROAD TRIP. THEN, DRAW A MAP OF THE CAMPGROUND AREA ON THE GRID BELOW. MAKE SURE TO LABEL YOUR CAMPSITE AND OTHER IMPORTANT LANDMARKS AND LOCATIONS. USE THE SPACE AT THE BOTTOM OF THE PAGE TO CREATE A LEGEND.

[illegible]

© TIED 2 TEACHING 2019

Taking Notes

Step 1: Write down your source! We need the:

Title, author, web address

Step 2: Read!


Step 3: Look away and jot down ideas and facts

- Use bullet points
- No complete sentences
- Do not copy from the text

Step 4: Go back and re-read. Did you get the

important stuff? Spell things correctly? Make any mistakes? Fix what you need to and then move to the next page or paragraph.

Tip: If you're finding it hard to paraphrase, maybe your text is too challenging. Give it two tries and then move on to a different text on an easier reading level.



Park Persuasion

Create a project that persuades someone to visit your favorite National Park.

Please include:

- Persuasive language
- Complete sentences
- Creative words
- Pictures

You may create a poster, brochure, commercial or any other type of creative project.

Persuasive Language

The fact is... In truth.....
Everyone knows that.....
I really feel that....
I have to say that....
The time has come to...

Research Writing

Research is the act of learning information through reading or observations.

**How can we
research
information?**

Books

Interviews


Websites

Videos

Surveys

Observations

Experiments



Formal & Informal English

Formal English:

- standard English
- follows grammar rules
- used with teachers and elders
- how you would write a paper at school



Informal English:

- informal words
- how you talk to other people
- used with friends
- uses expressions, figurative language, slang



**attending your
best friend's party**

**discussing your
grade with your
teacher**

**checking out a
book at the library**

**visiting your
cousin's house**

**writing a letter to
the principal**

talking to your pet

**small group
discussion with
classmates**


**giving a
presentation on
climates**

**ordering food at a
restaurant**


**sitting at the pool
with your brother**

**shouting at your
teammate across
the field**

**introducing
yourself to a
stranger**



Formal English



Informal English

**Grocery stores
are a great
example of goods
and services.**

**When do you
wanna go to the
playground?**

**Many people set
alarm clocks to
help wake them up
in the morning.**

**If you really think
that's right, ask
your mom first.**

**I dunno if that's
true or not, so let's
just look it up.**

**Exercise is
important to get
each and every
day.**

**When children turn
15, they may begin
to work if they'd
like.**

**You can use the
iPad if you want.
Doesn't matter to
me.**

**Cool! That's an
interesting fact I
didn't know
before.**

**Sanitizing surfaces
after many germs
have built up is a
good idea.**

Do you wanna look up cheetahs and I'll look up koalas?

Alligators and crocodiles may look alike, but there are differences.

Uh-huh. Arctic habitats are definitely the coldest ones.

One of the American Symbols is the Statue of Liberty.

Birds build nests for their eggs to stay warm in until they hatch.

Whatcha think we should put for the giraffe answer?

Yeah, that's a great idea.

When the sun is out for longer hours, the leaves will turn green again.

There are many public transportation systems, such as buses.

Nah, I think we should go with another question.

Weak

Note-Taking

Strong

Note-Taking

Dogs are a type of animal.

Islands are unique landforms that have no land surrounding them.

Technology is fascinating.

Coffee beans are used in the process of creating coffee grounds that will be used to brew coffee.

Bald eagles are birds that have white heads.

Training K9s is a long process that involves a lot of obedience training and socialization skills.

Rainbows are found in the sky.

A frog's life cycle begins as a tadpole that are similar to a fish, then it morphs into an adult amphibian frog.

**I really like the holiday,
Thanksgiving.**

Hanukkah is a holiday celebrated by the Jewish religion, and it spans over eight days in December.


UNITED STATES OF AMERICA NATIONAL PARKS

BY: CHRISTOPHER BALDERAS

The United States is often known to the world as a country full of major cities and bustling metropolises. Famous for its place in the world with advanced technology, skyscrapers, booming economies and largely populated mega-cities, America is often seen at the forefront of human innovation and established democracies. What often gets lost in that image is the part that its residents have had no part in constructing... its natural lands. Mother Nature should take the credit for the country's expansive natural setting which includes some of the world's largest and longest mountain ranges, longest rivers, deepest canyons, tallest waterfalls, and lush wooded forests. Sometimes overlooked, the United States is home to some of the planet's most beautiful natural formations, many of which reside in its 58 national parks. Covering millions of square miles, America's parks are beautiful and breathtaking in ways that are hard to describe.




Grand Canyon National Park



Home to one of the most famous natural wonders of the world, this national park features the Grand Canyon, one of the most well-known natural structures ever formed. The Grand Canyon, formed by the Colorado River's waters, is a sight to behold at nearly 300 miles long, up to 18 miles wide in certain areas and even a depth over one mile in its deepest valleys. Located in Arizona, the canyon is the star of the show for this park and is almost always the reason for its annual 6.3 million visitors.

Great Smoky Mountains National Park



Named after the mountain range that is part of the famous Appalachian Mountain Trail, this national park covers parts of Tennessee and North Carolina. One of the largest naturally wooded areas in the eastern coast of the US, this park is over half a million acres. Famously known for being the most visited of all of America's national parks, 11.3 million visitors stop by to enjoy its scenic views of the mountains, rivers and camping grounds.

Rocky Mountain National Park



Named after quite possibly the most well-known mountain range in the United States, Rocky Mountain National Park is situated in Colorado. The mountain range, famous for its snow-covered mountaintops, is home to a number of towering tundra that overlooks the park's 265,000 acres of wooded forests. With 4.4 million visitors a year, they come ready to marvel at the various climates the park experiences. This is the 3rd most visited park on our list.

Yellowstone National Park



Famous for being home to half of all of the world's geysers, Yellowstone National Park has an endless amount of unique geological formations. Home to Old Faithful, a geyser which erupts over 150 feet into the air every hour to hour and a half as well as a waterfall that is twice as tall as Niagara Falls, this park has more than its fair share of marvels. With over 2.2 million acres of land spanning across three states (Wyoming, Montana, and Idaho), this massive park attracts 4.1 million visitors a year. It is also the first national park in the US, making it the most historic.

Zion National Park



A park with varying geographical features, situated next to the Mojave Desert in Utah, gives life to a limitless number of unique plant and animal life. The fluctuating temperatures and different land formations allow for so many different forms of life to inhabit the park.

At 147,000 acres, the park spans across mountains, canyons, wooded forests, rivers and even desert. Lots of visitors flock to the park to take in its uniqueness, to the tune of 4.5 million annually.

Glacier National Park

Located in both the United States and Canada, Glacier National Park sits on the coast of both countries with most of its land falling within the confines of Montana. As its name suggests, this park is cold throughout most of the year with temperatures dropping into frigid territory which are ripe conditions for the many large mammals that inhabit the park.

Grizzly bears, moose, mountain goats and other winter animals call Glacier National Park home. The region is home to parts of the Rocky Mountain range and glacial lakes, as its namesake suggests.

With 3.3 million annual visitors and over 1 million acres, the park is impressive in size, which can be seen in this magnificent shot of a majestic mountain being hit by the sun's light at the perfect time.

