

First Grade Reading Intervention Packet:

Start Date: April 20th/End Date: May 1st

Reading Fluency: How a Reader Sounds When Reading.

Important Tips for Parents:

1. These short fluency stories are **organized in order** based on difficulty (**Level A-Level I**). First graders should **start** at the **beginning of the packet**.
2. Do one passage each day.
3. On the first day, have your child try to read the passage sounding out words as they go. Then read it together so they hear the fluency.
4. Practice the same page each day and record their words per minute (WPM) at the bottom of the page.
5. If you feel that your child has mastered fluency on a page, move to the next page.
6. **Advance through the packet** using the **activities listed below** for support.
7. Please spend **only 10 min. each day** practicing these activities.
8. It would be helpful to give your child **a ruler or piece of paper** to slide down the page while reading. This helps with **tracking the print** and **not losing one's place**.
9. As your child gets faster, he or she may get to the **bottom of a fluency story BEFORE the 1-minute timer goes off**. Teach your child **to start over at the top** of the story if they have extra time. Those words are then added to the **total WPM**.
10. Children get really excited to **visually see their progress on the number line** as their speed increases. After repeated practice on a story, children will sometimes surpass the highest reading rate on the number line!

There are four elements of fluency.

1. **Pace**: Does your child read too slow, too fast, or just right?
2. **Smoothness**: Does your child read smoothly like when he or she talks to you? Or does your child hesitate often, stop to sound out a lot of words, and go back to reread frequently?
3. **Expression**: Does your child change his/her tone of voice, and express emotion while reading?
4. **Phrasing**: Does your child read choppy like a robot, or group words together?

There are several activities you can do with your child to improve reading fluency:

1. **Echo Reading**: The parent reads a sentence or small part of a page, and the student echoes it back.
2. **Choral Reading**: The parent and child read together out loud at the same time.
3. **Timed Repeated Readings**: A child practices one fluency story for a whole week and the parent times his/her child reading for 1 minute on that story each day. Progress is recorded as words per minute (**WPM**), the number of words read when the timer went off, which will increase each day.

4. **Practice with Phrase Cued Text:** A child underlines groups of words, within a phrase cued text. The child alternates with two different colors (crayons or markers). This helps the child to see where pauses should take place. The child practices reading the story by putting words together in groups.
5. **Decoding Practice:** Fluent readers sound out words by looking for larger chunks. If your child gets stuck on a word, help him/her to find and highlight parts within the word for easier decoding.

All of the fluency stories in this packet have:

1. the **phrases marked with lines** so your child can underline the different phrases.
2. the **number of words recorded at the side of each line**, so when you time your child for 1 minute, you can easily calculate the number of words your child read during that 1-minute timing. A **cold read** is the first 1-minute timing you do with your child without allowing your child to practice the story first.
3. a **number line at the bottom of the page** to record the WPM score each day and track progress. Record the cold read on the number line as the first score. Then allow your child to practice the same story each day and retime to track progress!

We want to monitor and celebrate your child's progress! Here are some options:

- 1: Return your packet to school when finished through the bus, lunch locations, or by mail.
- 2: Email us a picture of a story with phrases underlined and/or highlighted parts in words.
- 3: Email us a picture of a completed story with WPM scores recorded on the number line.
- 4: Have your child call us during our office hours to read to one of us!

If you have any questions about these activities, please contact one of the Reading Intervention Teachers at Pathfinder Elementary. We would be happy to help!

Jackie Brown (jbrown@fremont.net) Email anytime and we will respond ASAP.

Office Hours for phone calls: M 10-12:00/W 12-2:00 231-924-7282

Ann Pettis (apettis@fremont.net) Email anytime and we will respond ASAP.

Office Hours for phone calls: T 12-2:00/TH 10-12:00 231-924-7235

I Can Do It

I can read/a book. 5

I can try/to cook. 10

I can swim/in a lake. 16

And, I can try/to bake. 22

I can jump/and hop. 27

I can try to mop. 32


I can hit the ball. 37

And, I can do it all. 43





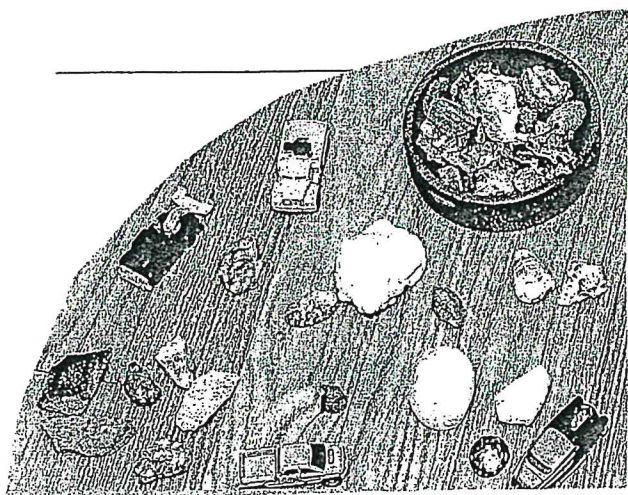
The Big Red Train

I like to ride on my big red train.	9
I like to ride in the rain, rain, rain.	18
See me race and go so fast.	25
I will win and not be last.	32
I sit up on the engine so tall.	40
Up so high, I see it all.	47



Name: _____

In My Room
Word Count: 79



I have my own room! I **love** my room!

9

I like rocks. I have rocks in my room.

18

I like cars. I have cars in my room.

27

I have shells in my room. I like shells.

36

I have books in my room. I like books.

45

I like puzzles. I have puzzles in my room.

54

I like my rocks, and my cars, and my shells.

64

I like my books and my puzzles too!

72

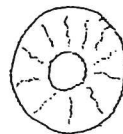
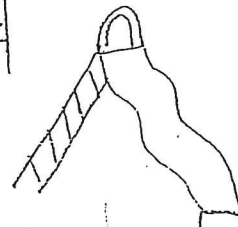

I **LOVE** to play in my room!

79



30 35 40 45 50 55 60 65 70 75 80 85 90 95 100 105

I like to go to the playground.	7
Mom likes to go to the playground, too.	15
Here is the house. I like to go in the house.	26
Mom likes to go in the house, too.	34
Mom and I like to go on the swings.	43
Here is the seesaw. Mom and I	50
like to go on the seesaw.	56
I like to go up the ladder.	63
Mom likes to go up the ladder, too.	71
Mom and I like to go down the slide.	80
Here is the tire. Mom likes to go on the tire.	91
I like to go on the tire, too.	99
Mom and I like to go to the playground!	108
The playground is fun!	112



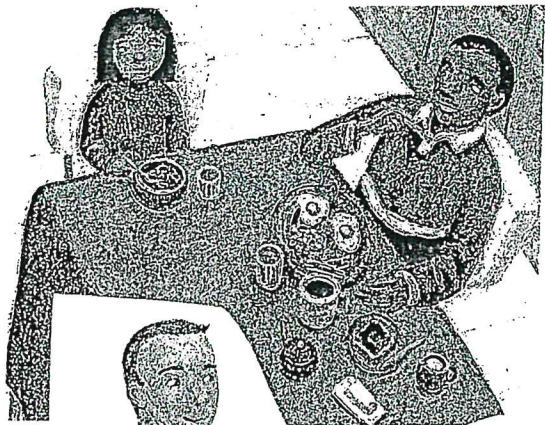
Words Per Minute (Mark the graph each day and record student gains with reading speed)



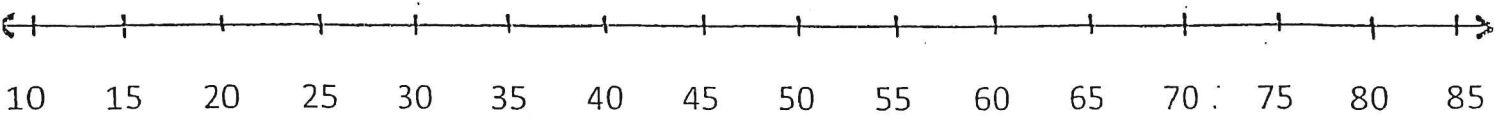
Name: _____

Fishing
Word Count: 100

Dad said, "Wake up. We are going fishing!"	8
Dad and I had breakfast.	13
Dad had a big breakfast.	18
I had a little breakfast.	23
Dad and I made lunch.	28
Dad made a big lunch.	33
I made a little lunch.	38
Dad said, "Get your fishing rod."	44
I got my little fishing rod.	50
Dad got his big fishing rod.	56
Dad got his big box. I got my little box.	66
Dad said, "Put on your boots."	72
Dad put on his big boots.	78
I put on my little boots.	84
"Look!" Dad said. "I got a little fish."	92
"Look!" I said. "I got a big fish."	100



Words Per Minute (Mark the graph each day and record student gains with reading speed)





Name: _____

Zip Me Up

Word Count: 171

“I’m going out to play,” said Little Fox, and he put 11
 on his jacket. “I can’t zip it,” he said. Little Fox 22
 went up to Mother Fox. “Zip me up,” he said. 32
 “No, Little Fox,” said Mother Fox. “I will not zip you up.” 44
 Little Fox went up to Father Fox. “Zip me up,” 54
 said Little Fox. Father Fox said, “No, Little Fox. 63
 I will not.” Then Little Fox went up to Sister Fox. 74
 He said, “Zip me up.” “No, I will not,” said Sister Fox. 86
 So Little Fox went up to Brother Fox. “Zip me up,” 97
 said Little Fox to his brother. “No way!” said Brother Fox. 108
 Little Fox said, “Mother Fox will not zip me up, 118
 and Father Fox will not zip me up. Sister Fox 128
 and Brother Fox will not zip me up. What is going on?” 140
 Little Fox sat and sat and sat. “Oh, I see!” he said. 152
 “Will you please zip me up?” said Little Fox. 161
 “Yes,” said all the foxes. “Thank you!” said Little Fox. 171

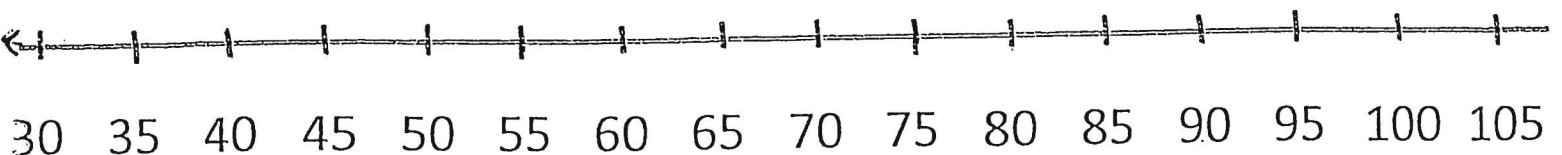


Name: _____

The Surprise

Word Count: 103

Fox was going to see his friend Bear.	8
On the way, he met Rabbit.	14
"Where are you going?" asked Rabbit.	20
"I'm going to see Bear," said Fox.	27
"Bear has a surprise for me. You can come, too."	37
Fox and Rabbit went to see Bear.	44
On the way, they met Deer.	50
"Where are you going?" asked Deer.	56
"We are going to Bear's house," said Fox.	64
"Bear has a surprise for me."	70
"I will come, too," said Deer.	76
So all of the animals	81
went to Bear's house for a surprise.	88
When they got there,	92
they all shouted, "Happy Birthday, Fox!"	98
It was a surprise party!	103



Name: _____

Little Bat

Word Count: 124

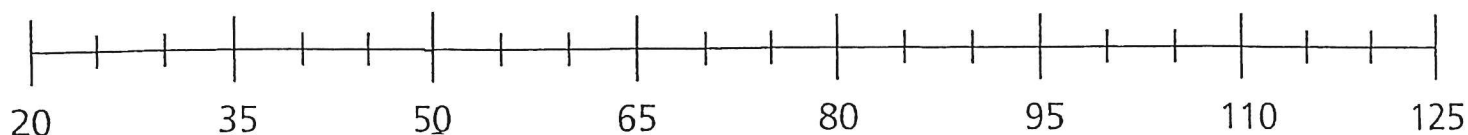
Little Bat woke up and looked outside.	7
The sky was very dark.	12
and the moon was very bright.	18
"Can we fly now?" Little Bat asked his mother.	27
Mother Bat looked outside. "Yes," she said.	34
"We can fly now, Little Bat."	40
The bats left their home in the cave.	48
They flew up into the sky.	54
Mother Bat flew down to eat some bugs.	62
Little Bat flew down to eat some bugs, too.	71
The bats ate lots and lots of bugs!	79
The bats flew over houses and cars.	86
They flew over trees and lakes.	92
But Little Bat got sleepy.	97
"Can we go home now?" asked Little Bat.	105
"Yes!" said Mother Bat.	109
So Mother Bat and Little Bat went home,	117
just as the sun was coming up.	124



Name _____

A tree can be a big house.	7
Look at a tree and you may see bugs.	16
Some bugs live in trees.	21
Look and you may see a bird in the tree.	31
Some birds make nests in trees.	37
Some birds make their home in a hole	45
in the tree.	48
Squirrels make nests in trees.	53
Bees make nests in trees.	58
Some people even make homes in the trees.	66
The homes are called tree houses.	72
Would you like to live in a tree house?	81

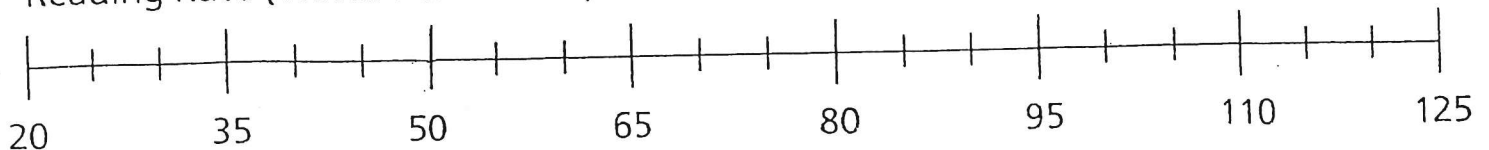
Reading Rate (Words Per Minute):



Name _____

One hot day, we went to the beach.	8
We were glad we went because	14
it was a very, very hot day.	21
My sister and I played in the cool water.	30
We ran in the cool wind.	36
We saw two fish.	40
We saw lots of birds.	45
We made things in the sand.	51
We even ate at the beach.	57
When we went home, we even had	64
some of the beach with us.	70
There was sand in our shoes.	76
There was sand on us.	81
There was sand on everything!	86

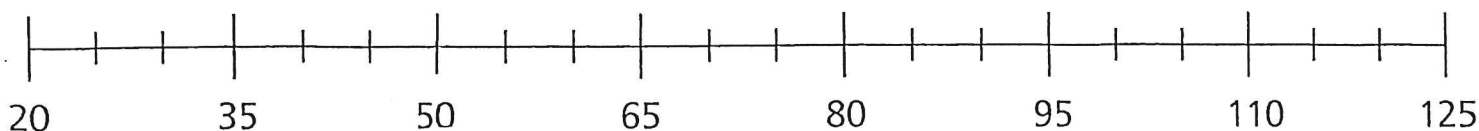
Reading Rate (Words Per Minute):



Name _____

Did you know that a starfish is not a fish?	10
Did you know that starfish do not swim?	18
There are many kinds of starfish.	24
Most starfish have a middle with five arms.	32
They look like a sun to some people.	40
Some starfish have many more arms.	46
Their arms have many small feet.	52
The small feet help the starfish move.	59
Their arms help them hold on to food.	67
Starfish may be red, orange, or even blue.	75
All starfish live in the sea.	81

Reading Rate (Words Per Minute):



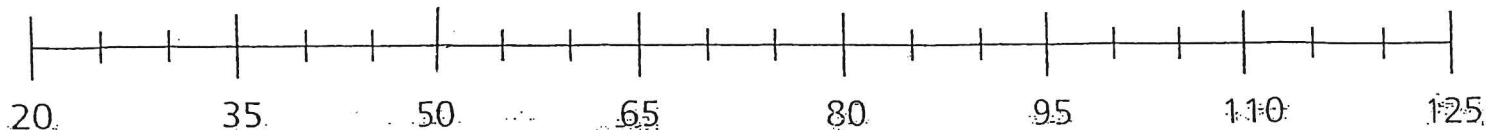
I Went for a Walk

Word Count: 96

Name _____

I went for a walk by the river.	8
The river moved slowly as I walked beside it.	17
I saw two ducks swim by.	23
They had a lot to say, but I did not understand.	34
Three fish played tag with one duck's feet.	42
I laughed out loud.	46
Then a red boat went by.	52
The people on the boat waved hello.	59
I waved back.	62
A father and a son had poles.	69
The poles were in the water waiting for a fish.	79
The fish did not stop to play tag.	87
They just moved on.	91
It was a nice walk.	96

Reading Rate (Words Per Minute):



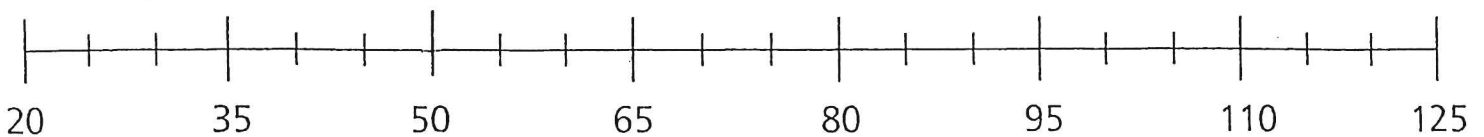
Name _____

The Sea

Word Count: 119

When you go to the sea, you will see many things.	11
First of all, there is the water, lots of it.	21
There is water as far as you can see.	30
Then there is sand at your feet.	37
You can see lots and lots of sand.	45
Above your head is the sky.	51
There is as much sky as there is sand and water.	62
I like the way it smells at the sea.	71
It is hot and sweet and salty.	78
If you look very closely, you may see a seabird	88
looking for food.	91
In the water, you may see some fish.	99
But what I like most is to see, my family	110
sitting next to me.	114
We all love the sea!	119

Reading Rate (Words Per Minute):



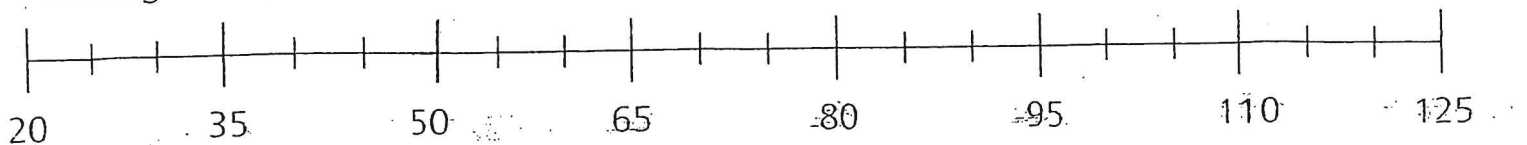
Making Limestone

Name _____

Word Count: 92

A long time ago, there was a lake.	8
For many days, there was no rain.	15
The lake became mud.	19
The wind blew dirt and plants on the mud.	28
A little bit of rain came.	34
The water carried more dirt and plants.	41
The dirt and plants on top of the mud	50
were very heavy.	53
The wind blew even more dirt and plants.	61
It rained, and the wind blew many times.	69
The dirt and plants piled up.	75
The pile was so heavy that it turned	83
the mud to rock.	87
The rock is called limestone.	92

Reading Rate (Words Per Minute):



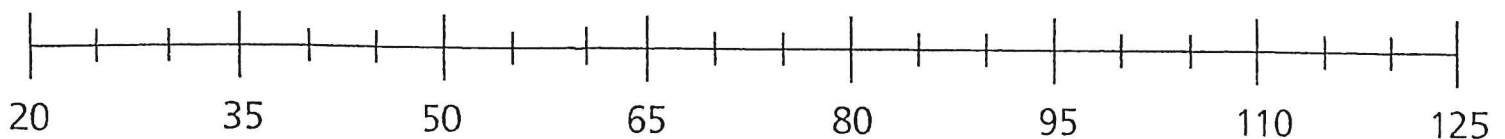
How to Make Pizza

Word Count: 84

Name _____

This is how to make the very best pizza.	9
First, you take a piece of very thin bread.	18
Next, you put tomato sauce all over the bread.	27
Then you put on some meat.	33
Do not forget to put on lots of cheese.	42
I like white cheese.	46
Some people like orange cheese.	51
Some people like white and yellow cheese.	58
Bake your pizza for five minutes.	64
Take it out and let it cool.	71
Now you can eat your pizza.	77
This pizza is the best pizza ever!	84

Reading Rate (Words Per Minute):



Name _____

What do you see when you look at a garden?	10
I see bugs, butterflies, and seeds.	16
Some of the bugs go up the plants and stay.	26
They take their time.	30
Some fly from plant to plant.	36
The butterflies like to stop quickly and then go.	45
They never seem to find a place to stop for long.	56
The seeds take a long time to find their way.	66
Under the ground, a root goes out.	73
Then a shoot comes up to look for the sun.	83
It tries to reach it, but the sun is too far away.	95
A flower opens up and says hello.	102
The garden is a great place to be.	110

Reading Rate (Words Per Minute):

