

Second Grade Reading Intervention Packet:

Start Date: April 20th /End Date: May 1st

Reading Fluency: How a Reader Sounds When Reading.

Important Tips for Parents:

1. These short fluency stories are **organized in order** based on difficulty (**Level A-Level I**). Second graders should **start** at the **beginning of the packet**.
2. Do one passage each day.
3. On the first day, have your child try to read the passage sounding out words as they go. Then read it together so they hear the fluency.
4. Practice the same page each day and record their words per minute (WPM) at the bottom of the page.
5. If you feel that your child has mastered fluency on a page, move to the next page.
6. **Advance through the packet** using the **activities listed below** for support.
7. Please spend **only 10 min. each day** practicing these activities.
8. It would be helpful to give your child **a ruler or piece of paper** to slide down the page while reading. This helps with **tracking the print** and **not losing one's place**.
9. As your child gets faster, he or she may get to the **bottom of a fluency story BEFORE the 1-minute timer goes off**. Teach your child **to start over at the top** of the story if they have extra time. Those words are then added to the **total WPM**.
10. Children get really excited to **visually see their progress on the number line** as their speed increases. After repeated practice on a story, children will sometimes surpass the highest reading rate on the number line!

There are four elements of fluency.

1. **Pace**: Does your child read too slow, too fast, or just right?
2. **Smoothness**: Does your child read smoothly like when he or she talks to you? Or does your child hesitate often, stop to sound out a lot of words, and go back to reread frequently?
3. **Expression**: Does your child change his/her tone of voice, and express emotion while reading?
4. **Phrasing**: Does your child read choppy like a robot, or group words together?

There are several activities you can do with your child to improve reading fluency:

1. **Echo Reading**: The parent reads a sentence or small part of a page, and the student echoes it back.
2. **Choral Reading**: The parent and child read together out loud at the same time.
3. **Timed Repeated Readings**: A child practices one fluency story for a whole week and the parent times his/her child reading for 1 minute on that story each day. Progress is recorded as words per minute (**WPM**), the number of words read when the timer went off, which will increase each day.

4. **Practice with Phrase Cued Text:** A child underlines groups of words, within a phrase cued text. The child alternates with two different colors (crayons or markers). This helps the child to see where pauses should take place. The child practices reading the story by putting words together in groups.
5. **Decoding Practice:** Fluent readers sound out words by looking for larger chunks. If your child gets stuck on a word, help him/her to find and highlight parts within the word for easier decoding.

All of the fluency stories in this packet have:

1. the **phrases marked with lines** so your child can underline the different phrases.
2. the **number of words recorded at the side of each line**, so when you time your child for 1 minute, you can easily calculate the number of words your child read during that 1-minute timing. A cold read is the first 1-minute timing you do with your child without allowing your child to practice the story first.
3. a **number line at the bottom of the page** to record the WPM score each day and track progress. Record the cold read on the number line as the first score. Then allow your child to practice the same story each day and retime to track progress!

We want to monitor and celebrate your child's progress! Here are some options.

- 1: Return your packet to school when finished through the bus, lunch locations, or by mail.
- 2: Email us a picture of a story with phrases underlined and/or highlighted parts in words.
- 3: Email us a picture of a completed story with WPM scores recorded on a number line.
- 4: Have your child call us during our office hours to read to one of us!

If you have any questions about these activities, please contact one of the Reading Intervention Teachers at Pathfinder Elementary. We would be happy to help!

Jackie Brown (jbrown@fremont.net) Email anytime and we will respond ASAP.

Office Hours for phone calls: M 10-12:00/W 12-2:00 231-924-7282

Ann Pettis (apettis@fremont.net) Email anytime and we will respond ASAP.

Office Hours for phone calls: T 12-2:00/TH 10-12:00 231-924-7235

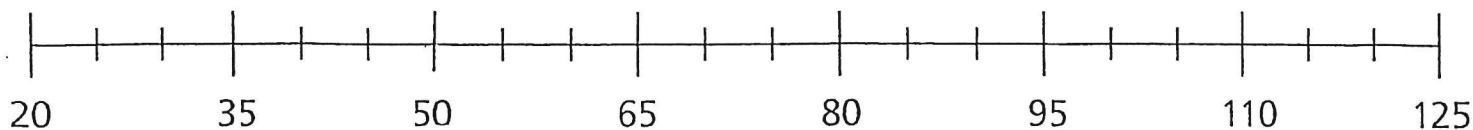
Starfish

Word Count: 81

Name _____

Did you know that a starfish is not a fish?	10
Did you know that starfish do not swim?	18
There are many kinds of starfish.	24
Most starfish have a middle with five arms.	32
They look like a sun to some people.	40
Some starfish have many more arms.	46
Their arms have many small feet.	52
The small feet help the starfish move.	59
Their arms help them hold on to food.	67
Starfish may be red, orange, or even blue.	75
All starfish live in the sea.	81

Reading Rate (Words Per Minute):



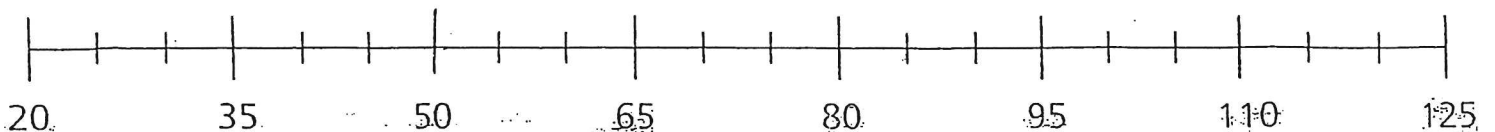
I Went for a Walk

Word Count: 96

Name _____

I went for a walk by the river.	8
The river moved slowly as I walked beside it.	17
I saw two ducks swim by.	23
They had a lot to say, but I did not understand.	34
Three fish played tag with one duck's feet.	42
I laughed out loud.	46
Then a red boat went by.	52
The people on the boat waved hello.	59
I waved back.	62
A father and a son had poles.	69
The poles were in the water waiting for a fish.	79
The fish did not stop to play tag.	87
They just moved on.	91
It was a nice walk.	96

Reading Rate (Words Per Minute):



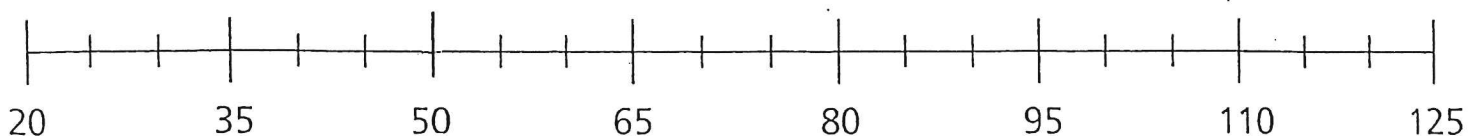
The Sea

Name _____

Word Count: 119

When you go to the sea, you will see many things.	11
First of all, there is the water, lots of it.	21
There is water as far as you can see.	30
Then there is sand at your feet.	37
You can see lots and lots of sand.	45
Above your head is the sky.	51
There is as much sky as there is sand and water.	62
I like the way it smells at the sea.	71
It is hot and sweet and salty.	78
If you look very closely, you may see a seabird	88
looking for food.	91
In the water, you may see some fish.	99
But what I like most is to see, my family	110
sitting next to me.	114
We all love the sea!	119

Reading Rate (Words Per Minute):



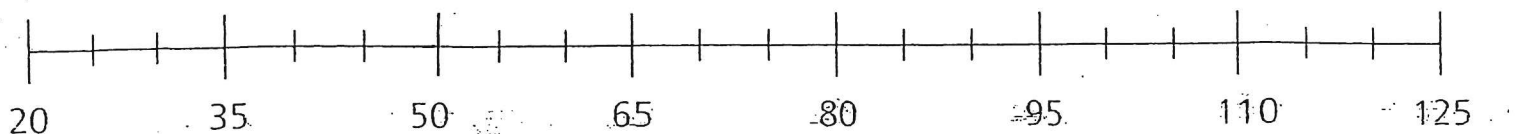
Making Limestone

Name _____

Word Count: 92

A long time ago, there was a lake.	8
For many days, there was no rain.	15
The lake became mud.	19
The wind blew dirt and plants on the mud.	28
A little bit of rain came.	34
The water carried more dirt and plants.	41
The dirt and plants on top of the mud	50
were very heavy.	53
The wind blew even more dirt and plants.	61
It rained, and the wind blew many times.	69
The dirt and plants piled up.	75
The pile was so heavy that it turned	83
the mud to rock.	87
The rock is called limestone.	92

Reading Rate (Words Per Minute):



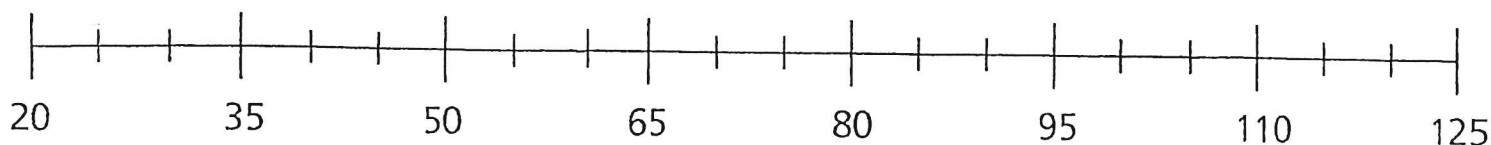
How to Make Pizza

Word Count: 84

Name _____

This is how to make the very best pizza.	9
First, you take a piece of very thin bread.	18
Next, you put tomato sauce all over the bread.	27
Then you put on some meat.	33
Do not forget to put on lots of cheese.	42
I like white cheese.	46
Some people like orange cheese.	51
Some people like white and yellow cheese.	58
Bake your pizza for five minutes.	64
Take it out and let it cool.	71
Now you can eat your pizza.	77
This pizza is the best pizza ever!	84

Reading Rate (Words Per Minute):



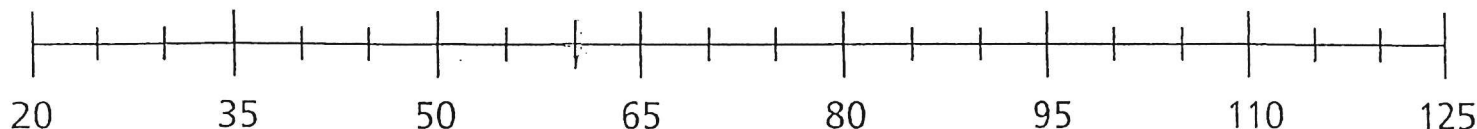
The Garden

Name _____

Word Count: 110

What do you see when you look at a garden?	10
I see bugs, butterflies, and seeds.	16
Some of the bugs go up the plants and stay.	26
They take their time.	30
Some fly from plant to plant.	36
The butterflies like to stop quickly and then go.	45
They never seem to find a place to stop for long.	56
The seeds take a long time to find their way.	66
Under the ground, a root goes out.	73
Then a shoot comes up to look for the sun.	83
It tries to reach it, but the sun is too far away.	95
A flower opens up and says hello.	102
The garden is a great place to be.	110

Reading Rate (Words Per Minute):



Total words: _____

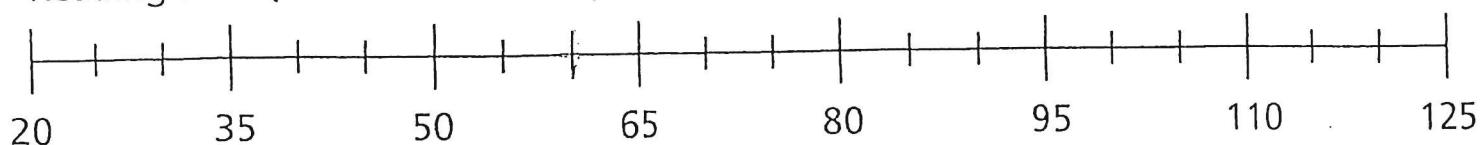
Errors (include skipped words): – _____

Words correct: = _____

The Kite Contest

0	It was kite day at the local park. Everyone Jim knew had a kite to	15
15	fly. Jim had made the kite he would use. It was shaped like a triangle. He	31
31	had painted an eagle on it. He knew that an eagle was a bird that flew	47
47	very high. He hoped that his kite would fly high, too.	58
58	When Jim and his dad got to the park, Jim lifted his kite up. He felt	74
74	the tug on the line and let the string out. The wind pulled the kite higher	90
90	and higher. Before long, most of the string was gone. Jim saw that the	104
104	end was not tied to the tube.	111
111	He tried to grab the string before the kite got away. Suddenly, a gust	125
125	of wind yanked the string right out of his hand. The kite was flying away!	140
140	Jim chased after it, trying to grab the loose string.	150
150	When the kite sailed over a tree, the string got caught on one of	164
164	the branches. Happily, Jim saw that the kite kept bobbing in the wind. He	178
178	would be able to save his kite after all.	187
187	A man walked over to Jim. "We've never had a tree fly a kite," he	202
202	said. "You get the prize for finding a special way to fly a kite." The man	218
218	gave Jim a prize!	222
222	Jim's dad reached up and grabbed the string. The kite came loose.	234
234	Jim tied the string to the tube. He didn't want to lose his kite again.	249

Reading Rate (Words Per Minute):

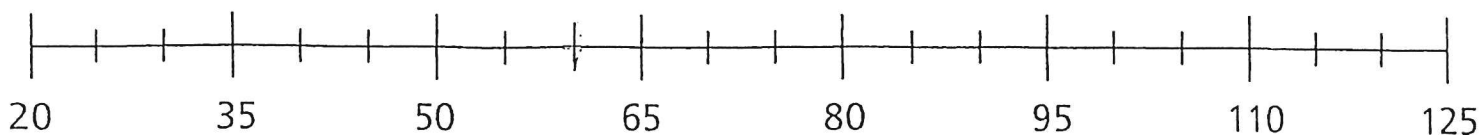


Total words: _____
Errors (include skipped words): – _____
Words correct: = _____

Dad's Surprise

0 It was a great day for a sailboat ride. Meg put on her life vest and 16
 16 climbed into the boat. Dad pulled on a rope to lift the sail. The wind filled 32
 32 the cloth and pushed the boat away from the dock. Meg leaned over 45
 45 the side of the boat to feel the water. A wave splashed on her face. 60
 60 Meg laughed as she wiped the water out of her eyes. 71
 71 Meg loved sailing with her dad. Each Saturday, they would sail to a 84
 84 spot on the other side of the lake. Dad would bring ham sandwiches for 98
 98 lunch. They would eat them as they sat on the sand. If it was a hot day, 115
 115 Meg and Dad went for a swim. 122
 122 The boat had not gotten to the other side of the lake yet, but Dad 137
 137 let down the sail. The boat stopped. "I have a surprise for you," Dad said. 152
 152 He got out a fishing rod and tossed the line into the water. He gave the 168
 168 rod to Meg and she smiled. She had never been fishing. Soon, she felt a 183
 183 big tug. 185
 185 "I caught something!" Meg yelled. She pulled a big fish onto the 197
 197 boat. Dad gave her a high five. 204
 204 Then Dad raised the sail again and the boat began to glide across 217
 217 the water. Soon they arrived at the shore. Dad made a small fire to 231
 231 cook the fish. They had fish for lunch. It was a great picnic. 244

Reading Rate (Words Per Minute):



Total words: _____

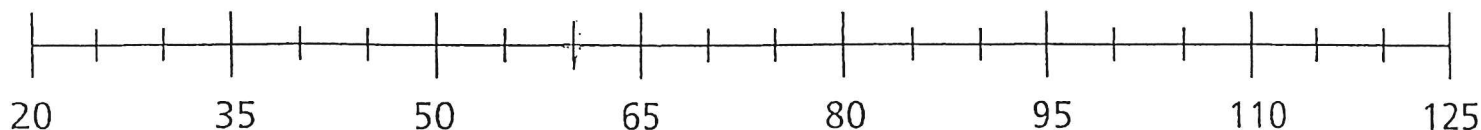
Errors (include skipped words): – _____

Words correct: = _____

Kinds of Hats

0	A hat sits on top of the head. There are many kinds of hats. Some	15
15	hats have special jobs, and some hats are just for fun.	26
26	A hard hat keeps the head safe. It is made out of plastic. House	40
40	builders wear this kind of hat. Things that fall cannot hurt their heads.	53
53	Firefighters also use a hard hat. Their hats have a wide brim on the back	68
68	to keep fire and heat away. You also wear a hard hat when you ride a	84
84	bike. That hat is called a helmet.	91
91	Many workers wear hats that show the job they do. Some of these	104
104	hats are made of cloth. Police officers wear a flat hat that is the same	119
119	color as their uniform. Chefs wear tall white hats when they cook.	131
131	People use different hats to match the weather. Wool hats fit closely	143
143	over the head. They keep the head and ears warm in the winter. Sun	157
157	hats and baseball caps have a wide brim or bill. These hats shade the	171
171	face and eyes from the sun in the summer.	180
180	Hats don't always have a job. Some are just for fun. Birthday party	193
193	hats are made of paper. They have bright colors and cute pictures.	205
205	Next time you walk in the neighborhood, go on a hat hunt. You will	219
219	be surprised at how many different hats you can find.	229

Reading Rate (Words Per Minute):



The Sea Park

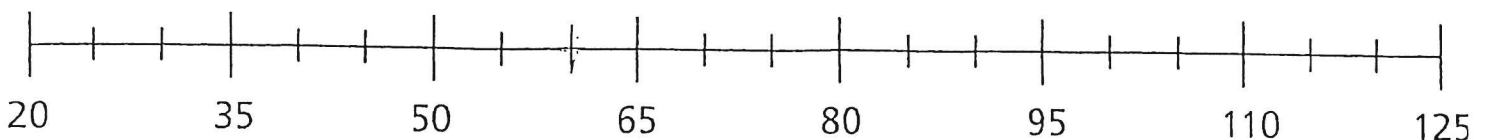
I like to go to the sea park. There are all kinds of sea life in different areas of the park. Some areas are for animals like sea lions that swim and dive. In the sea lion area there are windows that are partly below the water so visitors can watch what happens under the water. The last time I was at the sea park, I watched the sea lions have lunch. A trainer tossed fish into their pool. The sea lions quickly swam and grabbed the fish.

Another area of the sea park shows how sea plants live in deep water. You could see their tops, middles, and bottoms. You could even see the crabs and clams that live at their base.

In another part people can walk inside a glass tube while the fish swim all around. Once when I was in the tube a shark came right up to my face. It feels as if the fish are swimming freely and it's the people who are in the tank. There is also an area for the shorebirds that live along the ocean cliffs. I liked the sea birds with the large gold bills. They spend a lot of time grooming their feathers.

My favorite sea creatures at the sea park are the jellyfish. They float around inside huge tanks. They look like lacy hats with long ribbons flowing below. They fill up with water and squeeze it out to move. As the jellyfish move it reminds me of a dance. I could watch them for hours.

Reading Rate (Words Per Minute):



Elephants

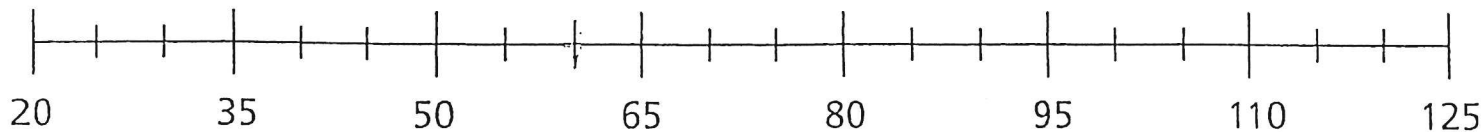
Elephants are some of the largest and smartest animals on Earth. There are two types of elephants, Asian and African. Asian elephants are found in the forests of India and Southeast Asia. They are often caught and trained to help people do heavy work. People use them to clear forests and tow heavy logs. The elephant's handlers often become good friends with the elephants.

Most African elephants live in preserves where they are protected from hunters. Preserves also help keep them from damaging crops and fields. African elephants have very large ears that they flap to scare off other animals or to keep cool. They have long ivory tusks.

Both kinds of elephants have very long trunks. They use their trunks to reach down to the ground and high into trees to find food. Plants and leaves and small branches from trees are their favorite foods. The trunk is also used for drinking, smelling, and greeting other elephants. Sometimes they even use their trunk like a snorkel in deep water. Elephants like to raise their trunks full of water and give themselves a shower.

Most people only see elephants in zoos or circuses. Sometimes they have learned to do tricks like standing on their hind legs or hooking their trunks around another elephant's tail. Someday I'd like to see some elephants in the wild.

Reading Rate (Words Per Minute):



Mother's Day

My stepfather and I surprised Mom on Mother's Day. We
 got up very early in the morning and fixed her breakfast. We
 planned the surprise the day before. We went to the grocery store
 and bought food and real flowers to make the breakfast special.
 We decided to bake waffles and serve them with fresh
 strawberries and whipped cream. We know Mom likes
 strawberry waffles because she had them once when we went out
 for breakfast.

We told Mom to sleep in as long as she wanted. We said,
 "When you wake up, just knock on the kitchen door but don't
 come into the kitchen."

I washed the strawberries and removed the tops. Then I put
 silverware and a plate on a tray and Dad put the flowers in a little
 vase. Dad made the special coffee Mom loves. Then I helped
 Dad make the waffles. We used a waffle mix so it would be
 easier. We had to heat up the waffle iron first. The first waffle
 didn't turn out too well so Dad said I could eat it. It tasted
 excellent even if it looked funny!

The next waffle was perfect. Just when we had the waffles all
 figured out, Mom knocked on the kitchen door. We put a waffle
 on the plate and spooned the berries on it. Then I squirted
 whipped cream over the top.

We walked up to the bedroom and tapped on the door. Mom
 said, "Come in!"

She said it was the best breakfast she had ever tasted.

Reading Rate (Words Per Minute):

